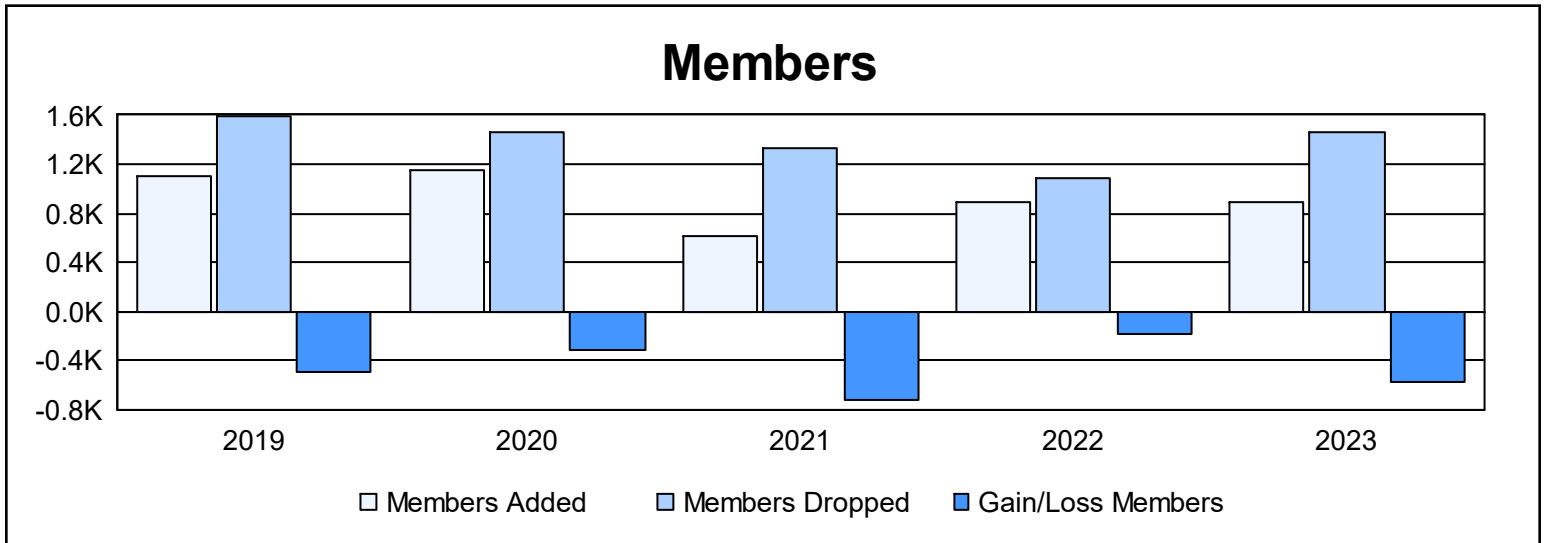
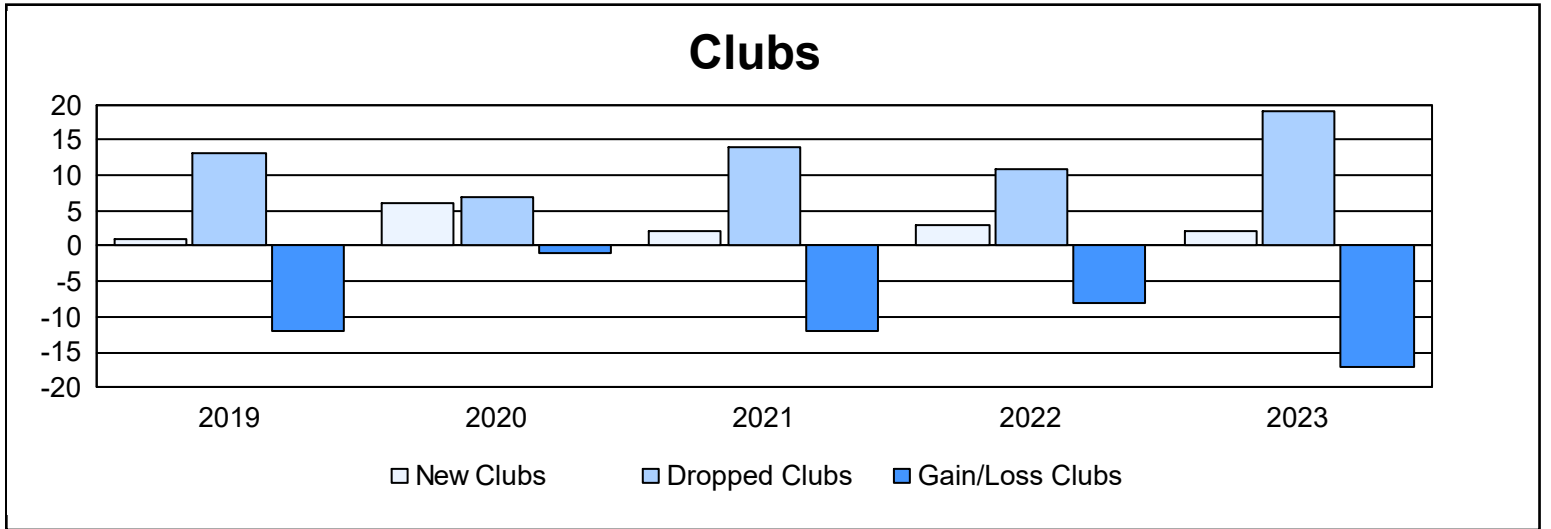
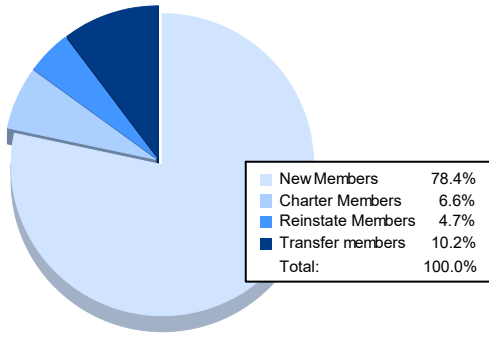


Year	New Clubs	Dropped Clubs	Gain/ Loss Clubs	New Members	Charter Members	Reinstate Members	Transfer Members	Total Member Added	Total Members Dropped	Gain/ Loss Members
2018-2019	1	13	-12	969	30	27	76	1,102	1,594	-492
2019-2020	6	7	-1	910	148	55	42	1,155	1,463	-308
2020-2021	2	14	-12	517	55	21	20	613	1,328	-715
2021-2022	3	11	-8	749	93	24	26	892	1,082	-190
2022-2023	2	19	-17	698	59	42	91	890	1,461	-571
Average	3	13	-10	769	77	34	51	930	1,386	-455



Membership Composition June 2023 Cumulative



Gender Composition June 2023 Cumulative

